



MK Diamond Products, Inc.
www.mkdiamond.com



MK-101-24



MK-2001SV



BX-4



MK-370EXP

MK Diamond Saws

Model	Description	Part Number
MK-370EXP	MK-370EXP TILE SAW W/STAND 7" 1/4HP	159943
MK-212-4	MK-212-4 36" STONE/TILE RAIL SAW 2 HP 10"	159414
MK-212-6	MK-212-6 72" STONE/TILE RAIL SAW 2 HP 10"	167882
MK-101 Pro	MK-101-PRO TILE SAW WITH STAND 1-1/2 HP	155747
MK-101-24	MK-101-24 1-1/2 HP 60 HZ (No Stand)	169612
STAND	PART 168244 - STAND FOR MK-101-24	168244
MK-101 Pro24	MK-101-PRO-24 SAW WITH STAND	153243
MK-2001SV	MK-2001SV BRICK SAW W/STAND 1-1/2 HP 110V	161195
CX-3®	CX-3® CONCRETE SAW, HONDA GX160 W/ CYC 5HP	159345
CX-3® BEST BUY	CX-3® CONCRETE SAW, ROBIN SUBURU 2/EX170 5HP	159346
BX-4	BX-4, 14" MASONRY SAW WET/DRY 1-3/4HP 110V 70lbs Water Tank (misting only)	165486
MK-1613-H	MK-1613-H PREMIUM 18" BLD GRD. HONDA 13HP	160772
MK-1613-H	MK-1613-H STANDARD 18" BLD GRD. HONDA 13HP	160832
MK-2013HSP	MK-2013HSP SELF-PROPELLED CONCRETE SAW, 18" CAPACITY, HONDA 13HP	156449
MK-X1318 BEST BUY	MK-X1318 WALK-BEHIND CONCRETE SAW, 18" CAPACITY, HONDA GX390 13HP c/w WATER TANK	171002
SAWTEC SDG-101	SAWTEC 10" DIAMOND FLOOR GRINDER HEAVY DUTY 1HP ELECTRIC MOTOR 110V	169156
MK-DDG-11	MK-DDG-11 10" DIAMOND DUAL DISC GRINDER HONDA GXV340	157012
MK-DDG-1.5	MK-DDG-1.5 10" DIAMOND DUAL DISC GRINDER BALDOR 1.5HP 120V/230V	161110
MK-VTS/50	MK-VTS/50 FLOOR SCRAPER 115V/230V 12.8A/6.3A 10" SCRAPER BLADE 7-3/8" SCRAPER BLADE	167676



MK-212



Sawtec SDG-101



MK-DDG-11



10" GRINDING HEADS

Grinding Head	Part
MK-1010H	158181
MK-1010S	151925
MK-1020H	158182
MK-1020S	151926



MK-X1318 c/w Water Tank



CX-3®




MK-2013-HSP



VTS-50

MK Diamond Blades



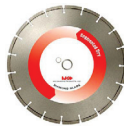
General Purpose for CONCRETE & MASONRY

Size	Part
12" x .110" x 1"	170758
12" x .110" x 20mm	170758Z
14" x .110" x 1"	170759
14" x .110" x 20mm	170759Z
16" x .125" x 1"	168307
18" x .125" x 1"	168334




Asphalt/Green Concrete w/ CARBIDE INSERT

Size	Part
12" x .125" x 1"-20mm	170760
14" x .125" x 1"-20mm	170761
16" x .125" x 1"-20mm	169301
18" x .125" x 1"-20mm	154033




MK-99 for DRY CONCRETE

Size	Part
12" x .125" x 1"-20mm	160681
14" x .125" x 1"-20mm	160682



MK-565SKMR for DRY CONCRETE & MASONRY

Size	Part
12" x .125" x 1"-20mm	160989
14" x .125" x 1"-20mm	160617
16" x .125" x 1"-20mm	160737




MK-699DE for DRY ASPHALT

Size	Part
12" x .125" x 1"-20mm	160930
14" x .125" x 1"-20mm	160932
16" x .125" x 1"	162838
18" x .125" x 1"	160932



MK-792DMX - PREMIUM for DRY CONCRETE

Size	Part
12" x .125" x 1"-20mm	161291
14" x .125" x 1"-20mm	161293
16" x .125" x 1"-20mm	161294
20" x .125" x 1"-20mm	161296



MK-699RD for DRY ASPHALT & CONCRETE

Size	Part
12" x .125" x 1"-20mm	167767
14" x .125" x 1"-20mm	167768