

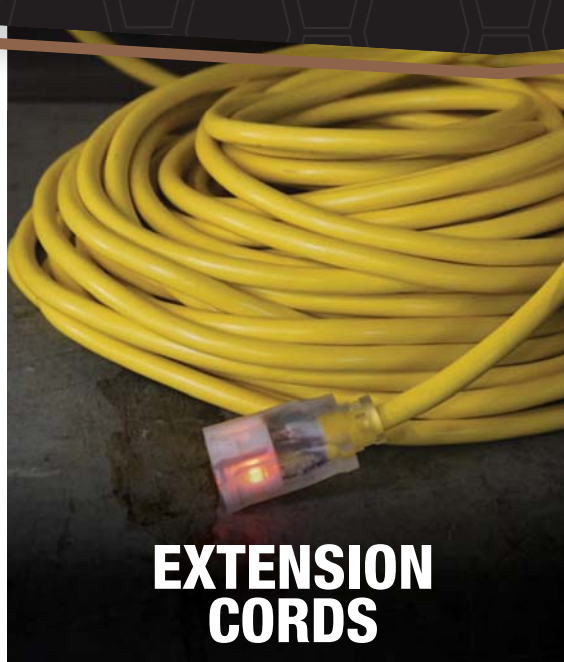


Southwire®

CANADIAN RENTAL REFERENCE GUIDE



**TEMPORARY
POWER**



**EXTENSION
CORDS**



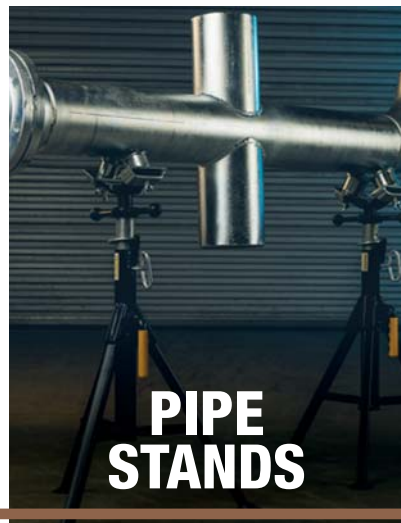
LIGHTING




**PULLING &
BENDING EQUIPMENT**



**CHAIN
HOISTS**



**PIPE
STANDS**



**MATERIAL
LIFTS**



**MATERIAL
HANDLING
EQUIPMENT**

**BUILT FOR DURABILITY.
BUILT FOR RELIABILITY.
BUILT FOR WORK.™**

1-855-798-6657 | SOUTHWIRETOOLS.COM

©2021 Southwire Company, LLC. All rights reserved.
*Registered Trademark & ™Trademark of Southwire Company, LLC.



Southwire®

SHIPPING TERMS

SOUTHWIRE TOOLS AND EQUIPMENT PREPAID SHIPPING TERMS

SOUTHWIRE TOOLS AND EQUIPMENT PREPAID SHIPPING TERMS		
PRODUCT	PREPAID MINIMUM (\$CDN)*	SUBMIT ORDERS TO
Hand Tools	\$250.00	Swtoolscanada@southwire.com
Equipment	\$2,500.00	Swtoolscanada@southwire.com
Material Storage	5 or More Boxes	Swtoolscanada@southwire.com
Basket Grips	\$250.00	Swtoolscanada@southwire.com
Assembled Products	\$2,000.00	Swtoolscanada@southwire.com

CEP (CONSTRUCTION ELECTRICAL PRODUCTS) PREPAID SHIPPING TERMS

CEP (CONSTRUCTION ELECTRICAL PRODUCTS) PREPAID SHIPPING TERMS		
PRODUCT	PREPAID MINIMUM (\$CDN)*	SUBMIT ORDERS TO
CEP	\$3,000.00	ceporders@southwire.com

* Must be on a single order to a single locations

*Exclusions apply

SUMNER PREPAID SHIPPING TERMS

SUMNER PREPAID SHIPPING TERMS	
Non-Lift Orders Freight Prepaid at \$3,500	Lift Orders Freight Prepaid at \$5,000

Orders Should be submitted to sumnercs.canada@southwire.com

**BUILT FOR DURABILITY.
BUILT FOR RELIABILITY.
BUILT FOR WORK.™**

1-855-798-6657 | SOUTHWIRETOOLS.COM

©2021 Southwire Company, LLC. All rights reserved.
*Registered Trademark & ™Trademark of Southwire Company, LLC.



Southwire®

SOUTHWIRE EQUIPMENT PULLING, BENDING & MATERIAL HANDLING



XD10
MAXIS® XD10 EXTREME
DUTY CABLE PULLER



M3K-BAT
MAXIS® 3K
WITH BATTERY





XD1
MAXIS® XD1 CIRCUIT WIRE
PULLER SOUTHWIRE



XDTM
XDTM EXTREME DUTY
TENSION MONITOR



SPR-966
QWIKROPE®
9/16IN X 600FT



SOUTHWIRE EQUIPMENT (PULLING, BENDING & MATERIAL HANDLING)

DESCRIPTION	PART #
Maxis® XD10 Extreme Duty Cable Puller	XD10
MAXIS® M6K-M 6K CABLE PULLER W/ MOTOR	M6K-M
MAXIS® M3K-M 3K CABLE PULLER W/ MOTOR	M3K-M
MAXIS® 3k with Battery	M3K-BAT
MAXIS® MCF-01 CABLE PULLER	MCF-01
XD1MAXIS® XD1 CIRCUIT WIRE PULLER SOUTHWIRE	XD1
XDTM Extreme Duty Tension Monitor	XDTM
TRIGGERS™ WIRELESS SAFETY SWITCH SYSTEM	TSS-01
MAXIS® GRIPS™ PULLING HEADS	GP110
1-1/4" 6,000 LB. PULLING SWIVEL	MS114
1 5/8" 10,000 LB. PULLING SWIVEL	MS158
QWIKROPE® 9/16IN X 600FT	SPR-966
QWIKROPE® 9/16IN X 1200FT	SPR-9612
7/8" DOUBLE BRAID ROPE 600'	P-786
7/8" DOUBLE BRAID ROPE 1200'	P-7812

**BUILT FOR DURABILITY.
BUILT FOR RELIABILITY.
BUILT FOR WORK.™**

1-855-798-6657 | SOUTHWIRETOOLS.COM

©2021 Southwire Company, LLC. All rights reserved.
*Registered Trademark & ™Trademark of Southwire Company, LLC.



Southwire®

SOUTHWIRE EQUIPMENT PULLING, BENDING & MATERIAL HANDLING CON.



MXB2000E
MXB2000 WITH SINGLE
SHOE BENDING ATTACHMENTS TO
BEND 1/2" TO 2" EMT CONDUIT



MPJ-02
PRO-JAX™ 10,000LBS
CAPACITY REEL STAND




SF-01
SIMPULL™ FLANGE



UCTS-LG
PRO-JAX™ 10,000LBS
CAPACITY REEL STAND



RR-SW30
SOUTHWIRE 30K
REEL ROLLER



SOUTHWIRE EQUIPMENT (PULLING, BENDING & MATERIAL HANDLING) CON.

DESCRIPTION	PART #
BENDMAX™ Power Bender	PB2000
1/2" to 2" Electric Bender-Power Unit Only	MXB2000
MXB2000 with single shoe bending attachments to bend 1/2" to 2" EMT Conduit	MXB2000E
MXB2000 with single shoe bending attachments to bend 1/2" to 2" RIGID Conduit	MXB2000R
MXB2000 with single shoe bending attachments to bend 1/2" to 2" IMC Conduit	MXB2000I
4 INCH PVC BENDER	PVCB-04
6 INCH PVC BENDER	PVCB-06
PRO-JAX™ 10,000LBS CAPACITY REEL STAND	MPJ-02
60" 6000LB CAPACITY AXEL	PJA-02
QWIKJAX™ REEL STAND	QJ-01
SIMPULL™ FLANGE	SF-01
Large Utility Cart	UCTS-LG
Small Utility Cart	UCTS-SM
WORK-N-WAGON™ W/MOBILE PRINT TABLE	WW-550
Southwire 30K Reel Roller	RR-SW30

**BUILT FOR DURABILITY.
BUILT FOR RELIABILITY.
BUILT FOR WORK.™**

1-855-798-6657 | SOUTHWIRETOOLS.COM

©2021 Southwire Company, LLC. All rights reserved.
*Registered Trademark & ™Trademark of Southwire Company, LLC.



Southwire®

HOOK SHEAVES & ROLLERS



HB1A-6
CABLE TRAY ROLLER




TRI-8
HOOK SHEAVE, TRIROLLER



HDR12R-6x5A
DUCT ROLLER,RAD,
STD, 12" BR X 90 DEG



HDR24R-6x5A
DUCT ROLLER,RAD,
STD, 24" BR X 90 DEG



HOOK SHEAVES AND ROLLERS

DESCRIPTION	PART #
Cable Tray Roller	HB1A-6
Universal Split Box Roller	HB1A-9
Universal Split Box Roller with Side Tray Clamp	HB1A-9STC
HOOK SHEAVE, 12 INCH, 4000LB	SHS12-4
HOOK SHEAVE, 18 INCH, 4000LB	SHS18-4
HOOK SHEAVE, 24 INCH, 4000LB	SHS24-4
HOOK SHAEVE, 24 INCH, TWIN YOKE, 4000LB	SHS24-4-4
HOOK SHEAVE, TRIROLLER	TRI-8
Utility Hole Sheave Rack 8'	UHS-12-8
Duct Roller,Rad, STD, 12" BR x 90 Deg	HDR12R-6x5A
Duct Roller,Rad, STD, 18" BR x 90 Deg	HDR18R-6x5A
Duct Roller,Rad, STD, 24" BR x 90 Deg	HDR24R-6x5A
Quad Block, 18" BRx90, STD AL Shvs	HQB18R-6x5A
Quad Block, 24" BRx90, STD AL Shvs	HQB24R-6x5A
Quad Block, 36" BRx90, STD AL Shvs	HQB36R-6x5A
Duct Roller, STD, 2", 6x5A Shv	HDR2-6x5A
Duct Roller, STD 3", 6"x5" Alum Shv	HDR3-6x5A
Duct Roller, STD, 3.5", 6x5A Shv	HDR3.5-6x5A
Duct Roller, STD, 4", 6x5A Shv	HDR4-6x5A
Duct Roller, LRG, 4" 12x5A Shv	HDR4-12x5A
Duct Roller, LRG, 5" 12x5A Shv	HDR5-12x5A

**BUILT FOR DURABILITY.
BUILT FOR RELIABILITY.
BUILT FOR WORK.™**

1-855-798-6657 | SOUTHWIRETOOLS.COM

©2021 Southwire Company, LLC. All rights reserved.
*Registered Trademark & ™Trademark of Southwire Company, LLC.





Southwire®

CHAIN HOISTS



787418
20' 2T CHAIN HOIST LIFT SUMNER



CHAIN BLOCK HOISTS

DESCRIPTION	PART #
20'1T CHAIN HOIST LIFT SUMNER	787410
20' X1X1/2 T CHAIN HOIST SUMNER	787414
20' 2T CHAIN HOIST LIFT SUMNER	787418
20' 3T CHAIN HOIST LIFT SUMNER	787422
1/2T Chain Hoist 15' LIFT	787405
1T Chain Hoist 15' LFT	787409
1-1/2T Chain Hoist 15'	787413
2T Chain Hoist 15' LIFT	787417
3T Chain Hoist 15' LIFT	787421
1/2T Chain Hoist 20' LFT&OLP	787446
20' 1T CHAIN HOIST LFT AND OLP SUMNER	787450
1-1/2T Chain Hoist 20' LFT&OLP	787454
2T Chain Hoist 20' LFT&OLP	787458
3T Chain Hoist 20' LFT&OLP	787462

LEVER HOISTS



787515
20' 1T LEVER HOIST LFT AND OLP SUMNER



787568
20'X1X1/2T CHAIN HOIST SUMNER

LEVER TYPE HOISTS WITH OVERLOAD PROTECTION

DESCRIPTION	PART #
20' 1T LEVER HOIST LFT AND OLP SUMNER	787515
10' 1/2T LEVER HOIST SUMNER	787540
10' 1/2T CHAIN HOIST SUMNER	787558
20' 1/2T CHAIN HOIST SUMNER	787560
20' 1T CHAIN HOIST SUMNER	787564
20'X1X1/2T CHAIN HOIST SUMNER	787568
20' 2T CHAIN HOIST SUMNER	787572
20' 3T CHAIN HOIST SUMNER	787576
20' 1T LEVER HOIST SUMNER	787487

**BUILT FOR DURABILITY.
BUILT FOR RELIABILITY.
BUILT FOR WORK.™**

1-855-798-6657 | SOUTHWIRETOOLS.COM

©2021 Southwire Company, LLC. All rights reserved.
*Registered Trademark & ™Trademark of Southwire Company, LLC.



Southwire®



JACKS & STANDS



781403
MAX JACK* PIPE STAND
5 LEG KIT SUMNER



780376
ST-802 W/ROLLERHEAD
HI HD JACK SUMNER



781300
ST-881 WITH V HEAD
FOLD-A-JACK SUMNER



780365
ST-601 W/ STEEL WHEELS
HI ADJUST-A-ROLL SUMNER

PIPE STANDS	
DESCRIPTION	PART #
MAX JACK* PIPE STAND 5 LEG KIT SUMNER	781403
MAX JAX* KIT 2 W/DROP SLOT HEAD SUMNER	786451
H/D RATCHET REEL JACK SUMNER	780943
HD V-HEAD JACK SUMNER	780375
ST-802 W/ROLLERHEAD HI HD JACK SUMNER	780376
ST-871 W / VEE HEAD HI PROJACK* SUMNER	780471
HI PRO JACK W/ROLLER HEAD SUMNER	780472
ST-881 WITH V HEAD FOLD-A-JACK* SUMNER	781300
ROLLER HEAD FOLD-A-JACK* SUMNER	781301
FAB SAF JACK STAND SUMNER	780395
783250 HI BOY™ JACK STAND V-HEAD SUMNER	783250
ST-601 W/ STEEL WHEELS HI ADJUST-A-ROLL SUMNER	780365
PRO ROLL PIPE STAND W/STEEL WHEELS HD SUMNER	780441
SUMNER MIN I- ROLLER W/ STEEL WHEELS	785280

**BUILT FOR DURABILITY.
BUILT FOR RELIABILITY.
BUILT FOR WORK.™**

1-855-798-6657 | SOUTHWIRETOOLS.COM

©2021 Southwire Company, LLC. All rights reserved.
*Registered Trademark & ™Trademark of Southwire Company, LLC.



Southwire®



JACKS & STANDS



780935
ECONO MACT™ 75
#70 REEL JACK SUMNER



780942
#70 SCREW TYPE TELESCOPE
REEL JACK SUMNER

JACKS

DESCRIPTION	PART #
#61 REEL MACT™ SPINDLE 62" SUMNER	780229
SPINDLE #71 76" SUMNER	780230
ECONO MACT™ 75 #70 REEL JACK SUMNER	780935
#60 SCREW-TYPE TELESCOPE JACK SUMNER	780941
#70 SCREW TYPE TELESCOPE REEL JACK SUMNER	780942

ACCESSORIES & PARTS

DESCRIPTION	PART #
ROLLER HEAD 4/KIT WHEELS MAX JAX* SUMNER	781406
CASTER KIT 4/SET MAX JAX* PARTS SUMNER	781405
LOCK WASHERS JACK PARTS 6/BX SUMNER	780333
HI ID BARRELL JACK PARTS SUMNER	780424
BALL TRANSFER SLEEVES PAIR SUMNER	780551

**BUILT FOR DURABILITY.
BUILT FOR RELIABILITY.
BUILT FOR WORK.™**

1-855-798-6657 | SOUTHWIRETOOLS.COM

©2021 Southwire Company, LLC. All rights reserved.
*Registered Trademark & ™Trademark of Southwire Company, LLC.



MATERIAL LIFTS & PARTS



780300
ROUST-A-BOUT 15'
TOP HEIGHT SUMNER



784085
2016S SHORT STACK
LIFT (16'/800LBS.) SUMNER



783651
2118 CONTRACTOR LIFT SUMNER



784345
2311 DRYWALL LIFT SUMNER

ROUST-A-BOUT	
DESCRIPTION	PART #
ROUST-A-BOUT™ 15' TOP HEIGHT SUMNER	780300
15' ROUST-A-BOUT™SUMNER	780301
R-180 ROUST-A-BOUT™, 18' Top Ht	780302
25' TOP HEIGHT ROUST-A-BOUT™ SUMNER	780303

SERIES 2000 - MATERIAL LIFT	
DESCRIPTION	PART #
10'/1000# CAP MATERIAL LIFT 2010 SUMNER	783700
2015 Material Lift (15'/800 lbs.)	783701
2020 Material Lift (20'/800 lbs.)	783702
2025 Material Lift (25'/650 lbs.)	783703

SERIES 2000 - SHORT STACK LIFT	
DESCRIPTION	PART #
2016S SHORT STACK™ LIFT (16'/800LBS.) SUMNER	784085
2012S SHORT STACK™ LIFT (12'/800LBS.) SUMNER	784094

SERIES 2100 - CONTRACTOR LIFT	
DESCRIPTION	PART #
2112 CONTRACTOR LIFT SUMNER	783650
2118 CONTRACTOR LIFT SUMNER	783651
2124 CONTRACTOR LIFT SUMNER	783652

SERIES 2300 - DRYWALL/HVAC LIFT	
DESCRIPTION	PART #
2311 DRYWALL LIFT SUMNER	784345
2315 Drywall Lift - 15'	784346

SERIES 2400 - CONTRACTOR LIFT	
DESCRIPTION	PART #
12' CONTRACTOR DUCT LIFT SUMNER	784750
2416 23" 450 LB CAPACITY CONTRACTOR LIFT SUMNER	784751

SERIES 2600 - BIG AXLE LIFT	
DESCRIPTION	PART #
2610 The Big Lift, 10' 1100lbs	783065
2615 The Big Lift, 15' 1100 lbs	783067

LIFT ACCESSORIES	
DESCRIPTION	PART #
783653 STANDARD FORK ASSEMBLY SUMNER	783653
FORK EXTENSION KIT SUMNER	783691



**BUILT FOR DURABILITY.
BUILT FOR RELIABILITY.
BUILT FOR WORK.™**

1-855-798-6657 | SOUTHWIRETOOLS.COM

©2021 Southwire Company, LLC. All rights reserved.
*Registered Trademark & ™Trademark of Southwire Company, LLC.



Southwire®

GANTRIES



785101
GH2T-12 WITH 12' BEAM



GANTRIES	
DESCRIPTION	PART #
GH2T-15 with 15' Beam	785100
GH2T-12 with 12' Beam	785101
GH2T-10 with 10' Beam	785102
GH2T-8 with 8' Beam	785103
GH5T-15 with 15' Beam	785805
GH5T-12 with 12' Beam	785806



786960
3/4 & 2 TON GANTRY SKID

GANTRY SKID	
DESCRIPTION	PART #
3/4 & 2 TON GANTRY SKID	786960

**BUILT FOR DURABILITY.
BUILT FOR RELIABILITY.
BUILT FOR WORK.™**

1-855-798-6657 | SOUTHWIRETOOLS.COM

©2021 Southwire Company, LLC. All rights reserved.
*Registered Trademark & ™Trademark of Southwire Company, LLC.



MATERIAL HANDLING & STORAGE



784920
STORMAC™ 60
JOBSITE STORAGE
CHEST SEE THRU
CAGE SUMNER



783317
TREE CART CONDUIT/
PIPE RACK SUMNER



783320
MATERIAL HANDLING
CART BUNDLE
MAC™ SUMNER



782699
CRICKET PIPE
BUGGY SUMNER



782496
CYLINDER CART
213-16FB-LF
16" WHEEL



MATERIAL CARTS

DESCRIPTION	PART #
STORMAC™ 60 JOBSITE STORAGE CHEST SEE THRU CAGE SUMNER	784920
6 PACK 6 SPOOL MAC™ REEL CART SUMNER	783350
10 PACK 10 SPOOL MAC™ REEL CART SUMNER	783366
TREE CART CONDUIT / PIPE RACK SUMNER	783317
MAC RACK™ II STACKING MOBILE JOB SITE STORAGE CART W/TRAY	783299
MATERIAL HANDLING CART BUNDLE MAC™ SUMNER	783320
PIPE MAC™ 58-1/2X33X44" 2000 LB MOBILE PIPE CART SUMNER	783230
TAINER MAC™ JOB CART SUMNER	784990
HANGER MAC™ I W/O SCREEN-MESH BASE SUMNER MFG CO	785650
HANGER MAC™ II W/ SCREEN-MESH BASE SUMNER MFG CO	785651
CADDY MAC™ #1 WIRE CART SUMNER	783398
CADDY MAC™ #2 WIRE CART SUMNER	783395
CADDY MAC™ #4 WIRE CART SUMNER	783411
GRASSHOPPER ST401 PIPE DOLLY SUMNER	780351
CRICKET™ PIPE BUGGY W/FLAT FREE TIRES SUMNER	782685
CRICKET™ PIPE BUGGY SUMNER	782699

CYLINDER CARTS

DESCRIPTION	PART #
CYLINDER CART-209-16PB-LF 16" WHEEL SUMNER	782443
CYLINDER CART 16" WHEEL 209-16FB-LF	782444
CYLINDER CART-213-16PB-LF 16" WHEEL SUMNER	782495
CYLINDER CART - 213-16FB-LF - 16" WHEEL	782496

**BUILT FOR DURABILITY.
BUILT FOR RELIABILITY.
BUILT FOR WORK.™**

1-855-798-6657 | SOUTHWIRETOOLS.COM

©2021 Southwire Company, LLC. All rights reserved.
*Registered Trademark & ™Trademark of Southwire Company, LLC.



Southwire®

WOBBLELIGHTS®



111303LED
WOBBLELIGHT® 32 SERIES
200W LED WORKLIGHT SOUTHWIRE



111301LED
WOBBLELIGHT® 32 SERIES
LED WORKLIGHT SOUTHWIRE



111206
27" 80W LED 27 SERIES
WORKLIGHT WOBBLELIGHT®



WOBBLELIGHTS®	
DESCRIPTION	PART #
400W METAL HALIDE WOBBLELIGHT®	111104PS
500W HALOGEN WOBBLELIGHT®	111302
WOBBLELIGHT® 27 SERIES 85W FLUORESCENT WORK LIGHT	111205
WOBBLELIGHT® 32 SERIES 200W LED WORKLIGHT SOUTHWIRE	111303LED
WOBBLELIGHT® 32 SERIES LED WORKLIGHT SOUTHWIRE	111301LED
27" 80W LED 27 SERIES WORKLIGHT WOBBLELIGHT®	111206
WOBBLELIGHT® PARTS	
400W METAL HALIDE BULB FOR WOBBLELIGHT® BULB ONLY	111903
500W HALOGEN BULB WOBBLELIGHT®	111904
85W FLUORESCENT BULB FOR JR WOBBLELIGHT®	111908
MALE RECEPTACLE FOR 400W WOBBLELIGHT®	11101059
WOBBLE LIGHT®SR DOME W/CAP WL400MH AND WL500H	111801
WOBBLELIGHT® REPLACEMENT CAP ONLY	111802
27 SERIES-18 LENS COVER REPLACEMENT PART	1113205
27 SERIES-18 TOP COVER REPLACEMENT PART	1113206
REFLECTOR SHIELD JR WOBBLELIGHT®	111807

STRING LIGHTS



7165SW
100' STRINGLIGHT LED PANEL AND UPLIGHT
IP65 8000 LUMENS SOUTHWIRE



75498802
100' 12/3 STRING LIGHT
PLASTIC SOUTHWIRE



97132
50' LED LIGHT STRING,
18/2 SJT

STRING LIGHTS	
DESCRIPTION	PART #
50' STRINGLIGHT LED PANEL AND UPLIGHT 8000 LUMENS SOUTHWIRE	7164SW
100' STRINGLIGHT LED PANEL AND UPLIGHT IP65 8000 LUMENS SOUTHWIRE	7165SW
50' 12/3 STRING LIGHT PLASTIC SOUTHWIRE	7548SW
100' 12/3 STRING LIGHT PLASTIC SOUTHWIRE	7549SW
100' 12/3 STRING LIGHT METAL CAGE SOUTHWIRE	7539SW
100' LED LIGHT STRING, 18/2 SJWT	97132
50' LED LIGHT STRING, 18/2 SJT	97135

**BUILT FOR DURABILITY.
BUILT FOR RELIABILITY.
BUILT FOR WORK.™**

1-855-798-6657 | SOUTHWIRETOOLS.COM

©2021 Southwire Company, LLC. All rights reserved.
*Registered Trademark & ™Trademark of Southwire Company, LLC.



Southwire®

TEMPORARY OVERHEAD LIGHTING



T50078
78W TEMPORARY LED
LOW BAY LIGHT SOUTHWIRE



T60100
100W OVERHEAD TEMP LIGHT
13000 LUMENS SOUTHWIRE



OVERHEAD TEMPORARY LIGHTING

DESCRIPTION	PART #
78W TEMPORARY LED LOW BAY LIGHT SOUTHWIRE	T50078
100W SOUTHWIRE OVERHEAD TEMP LIGHT 13000 LUMENS SOUTHWIRE	T60100
150W SOUTHWIRE OVERHEAD TEMP LIGHT 19500 LUMENS SOUTHWIRE	T60150
80W LED LONGNECK HANG-A-LIGHT	111080ECO
100W LED HANG-A-LIGHT®	1110100LED
150W LED HANG-A-LIGHT®	1110150LED
400W HANG-A-LIGHT® HL400PS	111400PS
60W LED MAGNETIC HANG-A-LIGHT® PROBUILT®	111085
100W, 12,000 LUMEN LED HIGH BAY LIGHT GEN 2 - White Housing	CL100LEDG2W
100W, 12,000 LUMEN LED HIGH BAY LIGHT - White Housing	CL120LED-W

CART & BALLOON LIGHTING



7322
400 WATT LED CART
LIGHT, DUAL



7322
12' 2000W ELLIPTICAL
METAL HALI



9822
24000 LUMEN BALLOON
LIGHT, 9 FT STAND

CART & BALLOON LIGHTING

DESCRIPTION	PART #
200W 22,000 LUMEN SINGLE HEAD w/ CART	7309
400 WATT LED CART LIGHT, DUAL	7322
200W 22,000 LUMEN QUAD HEAD w/ CART	9322
50W 11000 LUMEN H.D. DOUBLE 10' CART LIGHT	9842
12' 2000W ELLIPTICAL METAL HALI	5322
10' 1000W SINGLE HEAD CART LIGHT	5309
24000 LUMEN BALLOON LIGHT, 9 Ft Stand	9822

**BUILT FOR DURABILITY.
BUILT FOR RELIABILITY.
BUILT FOR WORK.™**

1-855-798-6657 | SOUTHWIRETOOLS.COM

©2021 Southwire Company, LLC. All rights reserved.
*Registered Trademark & ™Trademark of Southwire Company, LLC.



Southwire®

TASK & PERSONAL LIGHTING



514124
30W PROLIGHT™ RECHARGEABLE FOLDING WORK LIGHT



AL20RSW
20W RECHARGEABLE WORK LIGHT 2000 LUMENS SOUTHWIRE



AL60RSW
60W RECHARGEABLE WORK LIGHT 6000 LUMENS SOUTHWIRE



WL40236S
CORDED DUAL HEAD 6000 LUMEN WORK LIGHT W/TRIPOD



BATTERY OPERATED	
DESCRIPTION	PART #
30W PROLIGHT™ RECHARGEABLE FOLDING WORK LIGHT	514124
30 WATT RECHARGEABLE FOLDING WORKLIGHT W/ TRIPOD SOUTHWIRE	514125
20W RECHARGEABLE WORK LIGHT 2000 LUMENS SOUTHWIRE	AL20RSW
60W RECHARGEABLE WORK LIGHT 6000 LUMENS SOUTHWIRE	AL60RSW
10W LED PROLIGHT™ MINI RECHARGEABLE WORK LIGHT	511510
20W LED PROLIGHT™ MAX RECHARGEABLE WORK LIGHT	511512
HAND LAMP RECHARGEABLE LED	E712810
LED CORDLESS TASK LIGHT W/SPOTLIGHT SOUTHWIRE	L1407
4,000 Lumen Rechargeable Folding Wing Light w/ H-Stand	7220
4,000 Lumen Rechargeable Folding Wing Light w/ 7' Tripod	7270
CORDED LED WORK LIGHTS	
DESCRIPTION	PART #
CORDED SINGLE HEAD 6000 LUMEN WORK LIGHT W/TRIPOD SOUTHWIRE	WL40072S
CORDED DUAL HEAD 6000 LUMEN WORK LIGHT W/TRIPOD SOUTHWIRE	WL40236S
CORDED DUAL HEAD 12000 LUMEN WORK LIGHT W/TRIPOD SOUTHWIRE	WL40272S
LED FLOOR LIGHT DEFENDER®	E709187
20W LED PROLIGHT™ DOCK LIGHT	111510
120W PROLIGHT™ 360 DEGREE INDUSTRIAL LIGHT KIT	111508
4,000 Lumen Portable Folding Wing Light w/ H-Stand	5220
4,000 Lumen Portable Folding Wing Light w/ 7' Tripod	5270
HALOGEN & FLUORESCENT WORK LIGHTS	
DESCRIPTION	PART #
25' 16/3 TROUBLE LIGHT EXTENSION CORD SOUTHWIRE	58578802
16/3 50' TROUBLE LIGHT EXTENSION CORD SOUTHWIRE	58588802
500W QUARTZ HALOGEN LIGHT SOUTHWIRE	L33
500 WATT HALOGEN TRIPOD WORKLIGHT SOUTHWIRE	L10
1000W QUARTZ HALOGEN LIGHT SOUTHWIRE	L14SLED
38W FLUORESCENT FLOOR LIGHT DEFENDER®	E709165
36W DEFENDER® 4' ECO UPLIGHT W/TRIPOD	E712600

**BUILT FOR DURABILITY.
BUILT FOR RELIABILITY.
BUILT FOR WORK.™**

1-855-798-6657 | SOUTHWIRETOOLS.COM

©2021 Southwire Company, LLC. All rights reserved.
*Registered Trademark & ™Trademark of Southwire Company, LLC.



Southwire®

INDUSTRIAL GRADE EXTENSION CORDS



2588SWCA02
12/3 50' SJTW YELLOW
LIGHTED ENDS SOUTHWIRE



2578SW000X
12/3 50' UG GREEN
EXTENSION CORD SOUTHWIRE



INDUSTRIAL GRADE EXTENSION CORDS	
DESCRIPTION	PART #
14/3 25' U/G HD EXTENSION CORD COLEMAN CABLE	2407SW8804
14/3 50' T/L 300V EXTENSION CORD SOUTHWIRE	2408SW8804
14/3 100' 300V U/G RED EXTENSION CORD COLEMAN CABLE	2409SW8804
12/3 25' U/G LIGHTED END EXTENSION CORD COLEMAN CABLE	2587SW8802
12/3 50' SJTW YELLOW LIGHTED ENDS SOUTHWIRE	2588SWCA02
12/3 50' UG GREEN EXTENSION CORD SOUTHWIRE	2578SW000X
12/3 100' SJTW YELLOW LIGHTED ENDS SOUTHWIRE	2589SWCA02
10/3 50 FT PK-4 YELLOW SJTW LIGHTED CORD	2688SW8802
10/3 100 FT PK-3 YELLOW SJTW LIGHTED CORD	2689SW8802

TWIST-TO-LOCK



9209SW8802
12/3 100' SJTW TWIST LOCK
YELLOW SOUTHWIRE



TWIST LOCK	
DESCRIPTION	PART #
12/3 50' SJTW TWIST LOCK YELLOW SOUTHWIRE	9208SW8802
12/3 100' SJTW TWIST LOCK YELLOW SOUTHWIRE	9209SW8802
12/3 TWIST LOCK 20AMP CORD ADAPTER	9021SW8802
6/3-8/1 50' SEOW CORD W/TWISTLOK END SOUTHWIRE	1918SW0008

**BUILT FOR DURABILITY.
BUILT FOR RELIABILITY.
BUILT FOR WORK.™**

1-855-798-6657 | SOUTHWIRETOOLS.COM

©2021 Southwire Company, LLC. All rights reserved.
*Registered Trademark & ™Trademark of Southwire Company, LLC.





Southwire®

POLAR/SOLAR® SJE99W EXTENSION CORDS



16890002
12/3 100' U/G POLAR SOLAR
EXTENSION CORD SOUTHWIRE



POLAR/SOLAR® SJE00W EXTENSION CORDS

DESCRIPTION	PART #
14/3 25' 300V U/G EXTENSION CORD	1487SW0002
14/3 50' 300V U/G EXTENSION CORD	1488SW0002
14/3 100' 300V U/G EXTENSION CORD	1489SW0002
12/3 25' 300V U/G EXTENSION CORD	1687SW0002
12/3 50' U/G LIGHTED END EXTENSION CORD SOUTHWIRE	1688SW0002
12/3 100' U/G POLAR SOLAR EXTENSION CORD SOUTHWIRE	1689SW0002
12/3 2' U/G 3-WAY LIGHTED END EXTENSION CORD	3482SW8802
10/3 25' 300V U/G EXTENSION CORD	1787SW0002
10/3 50' 300V U/G EXTENSION CORD	1788SW0002
10/3 100' 300V U/G EXTENSION CORD	1789SW0002
25' U/G MULTI OUTLET EXTENSION CORD SOUTHWIRE	3487SW0002
50' U/G MULTI OUTLET EXTENSION CORD SOUTHWIRE	3488SW0002
100' U/G MULTI OUTLET EXTENSION CORD SOUTHWIRE	3489SW0002

RIGHT ANGLE GFCI CORD SETS

RIGHT ANGLE GFCI CORD SETS

DESCRIPTION	PART #
25' 12/3 CORD TRI SOURCE GFCI SOUTHWIRE	1488SW0228-6
50' 12/3 TRI-SOURCE GFCI 6 SOUTHWIRE	1488SW0229-6
100' 12/3 TRI SOURCE GFCI CORD SOUTHWIRE	1488SW0230-4

**BUILT FOR DURABILITY.
BUILT FOR RELIABILITY.
BUILT FOR WORK.™**

1-855-798-6657 | SOUTHWIRETOOLS.COM

©2021 Southwire Company, LLC. All rights reserved.
*Registered Trademark & ™Trademark of Southwire Company, LLC.



Southwire®

GFCI's & ADAPTERS




14880226-6
3 WAY GFCI GROUND FAULT
CIRCUIT INTERRUPT SOUTHWIRE



26020008-6
12/3 UG COL GFCI TRIPLE
TAP ADAPTER SOUTHWIRE



9020
U/G MALE TO T/L FEMALE
ADAPTER COLEMAN CABLE



GFCIS AND ADAPTERS

DESCRIPTION	PART #
6' 12/3 4 OUTLET POWER PORT SOUTHWIRE	2845SW8802
GFCI REPLACEMENT BREAKER X-TREME BOX™ SOUTHWIRE	1890SW0000
2.5' 12/3 U/G GFCI SINGLE PLUG CORD SOUTHWIRE	1488SW0012-6
SHOCK SHIELD 15A RIGHT ANGLE GFCI 12/3 2' CORD SOUTHWIRE	1488SW0023-6
3 WAY GFCI GROUND FAULT CIRCUIT INTERRUPT SOUTHWIRE	1488SW0226-6
12/3 UG COL GFCI TRIPLE TAP ADAPTER SOUTHWIRE	2602SW0008-6
50A MALE PLUG MARINCO	5974SW0000
15A 125V WATERTIGHT MALE PLUG	5992SW0000
15A 125V WATERTIGHT FEMALE CONNECTOR	5993SW0000
U/G MALE TO T/L FEMALE ADAPTER	9020SW8802
12/3 50' U/G RETRACTABLE CORD REEL	4820SW8802SW
MALE REPLACEMENT END ALL VINYL	5984SW0000
FEMALE REPLACEMENT END ALL VINYL	5985SW0000
HD MALE REPLACEMENT	5990SW0000
HD FEMALE REPLACEMENT	5991SW0000
Y L5-30P TO L5-20R ADAPTER	1914SW8802
Y ADAPTER CORD SET 10/3 STOW 125V/30A	1915SW8802
TRI-SOURCE TAP ADAPTER	9906SW8803
EXT ADAPTER 3-RECEPT X-HARDUSE	4112SW8802

**BUILT FOR DURABILITY.
BUILT FOR RELIABILITY.
BUILT FOR WORK.™**

1-855-798-6657 | SOUTHWIRETOOLS.COM

©2021 Southwire Company, LLC. All rights reserved.
*Registered Trademark & ™Trademark of Southwire Company, LLC.



Southwire®

TEMPORARY POWER



19703R02
X-TREME BOX™ TEMPORARY
POWER DISTRIBUTION SOUTHWIRE



19190008
100' TEMP POWER CORD SOUTHWIRE



6506GU
6 OUTLET UL1640 TL
TEMP BOX w/



TEMPORARY POWER

DESCRIPTION	PART #
X-Treme Box™ Temporary Power Distribution Twist Lock	19603R02
50 Amp X-Treme Box™ Straight Blade	19703R02
50' TEMP POWER CORD SOUTHWIRE	19380008
100' TEMP POWER CORD SOUTHWIRE	19390008
100' 6/3 X-TREME BOX™ TEMPORARY POWER CORD SOUTHWIRE	1939
50AMP TEMP Y ADAPTER SOUTHWIRE	1920SW0008
30A 125/250V 8 OUTLET 20A UG GFCI MINI BOX	6503GU
6 OUTLET UL1640 TL TEMP BOX w/	6506G
6 OUTLET UL1640 UG TEMP BOX w/	6506GU
50' 6/3 8/1 STOW cULus Listed Cord W/50A Bryant ENDS	6450MC
25' 6/3 8/1 STOW cULus Listed Cord W/50A Bryant ENDS	6425MC
2' 50A 125/125V (1450P) STRAIGHT PLUG TO 50A 125/250V (CS6369) CONNECTOR Canadian	6409MC

3-PHASE DISTRIBUTION TEMPORARY POWER



6221CC
200 AMP 120/208V
CAM TYPE INPUT
120/208V OUTPUT



6212DC
100 AMP 120/208V DIRECT WIRE
INPUT 4- 50A 125/250V
(CS6369) 2- 20A 125V UG

3-PHASE DISTRIBUTION TEMPORARY POWER

DESCRIPTION	PART #
200 AMP 120/208V CAM TYPE INPUT 120/208V OUTPUT	6221CC
200 AMP 120/208V CAM TYPE INPUT 6- 50A 125/250V 2- 20A 125V UG	6220CC
100 AMP 120/208V DIRECT WIRE INPUT 4-20A 120/208V L21-10R 2- 20A 125V UG	6211DC
100 AMP 120/208V DIRECT WIRE INPUT 10-20A 125V UG 5-20R	6210DC
100 AMP 120/208V DIRECT WIRE INPUT 4- 50A 125/250V (CS6369) 2- 20A 125V UG	6212DC
200A 120/208V CAM SS W/FRAME 4-50A 125/250V (CS6369)	6606GUSF-254
200A 120/208V CAM SS W/FRAME 6-50A 125/250V (CS6369)	6606GUSF-256

**BUILT FOR DURABILITY.
BUILT FOR RELIABILITY.
BUILT FOR WORK.™**

1-855-798-6657 | SOUTHWIRETOOLS.COM

©2021 Southwire Company, LLC. All rights reserved.
*Registered Trademark & ™Trademark of Southwire Company, LLC.